

# 2024 PROGRAM OUTCOMES

## NAPA COUNTY COMMUNITY CORRECTIONS SERVICE CENTER CALIFORNIA



### AGENCY

Napa County Probation

### POPULATION

Adults on Probation

### PROGRAM SUMMARY

In Napa County, GEO Reentry Services provides comprehensive programs tailored to meet individual participant's risk and needs. At the foundation of our approach is cognitive behavioral programming designed to address criminogenic needs as identified through the assessment process. The program model at the Napa Community Corrections Service Center (CCSC) includes Moral Reconciliation Therapy® (MRT), Cognitive Behavioral Intervention for Substance Use Adult (CBI-SUA), parenting, anger management, life skills, domestic violence classes, education and employment services, gender-responsive programming, community connections, and alcohol and drug testing.

The following reflects the annual (January 1, 2024 – December 31, 2024) program data and intermediate outcomes for the Napa County CCSC in California.

### PARTICIPANTS SERVED

**106** Participants served during the reporting period

### AVERAGE DAILY POPULATION

Below is the average number of participants in the program per day by phase.

- 6** PHASE 1
- 22** PHASE 2
- 11** PHASE 3
- 15** AFTERCARE

### REFERRALS

**65** Participant referrals received from the agency during the reporting period

### NEW ARRIVALS

**52** Participants started the program during the reporting period, based on the referrals received

### GRADUATED PARTICIPANTS

**25** Participants graduated the program during the reporting period

### SERVICE ATTENDANCE RATES

During the reporting period, there were 20,077 opportunities for participants to attend services at the CCSC. The participants attended 16,961 services, representing an 84% overall service attendance rate. Below is the breakdown of service attendance rates by phase for the CCSC population based on those scheduled for the service. As participants progressed through the phases, the attendance rates increased, showing strong participant engagement.



PHASE 1	82%	PHASE 3	90%
PHASE 2	89%	AFTERCARE	95%



PHASE 1	75%	PHASE 3	82%
PHASE 2	76%	AFTERCARE	90%



PHASE 1	74%	PHASE 3	84%
PHASE 2	79%	AFTERCARE	86%

### DOSAGE HOURS

Below are the total programming events and dosage hours completed by the CCSC population during the reporting period.

- 16,961** Total Programming Events Attended
- 7,734** Total Programming Hours
- 4,880** Cognitive Behavioral Treatment Hours of the Total Programming Hours

### DISCHARGE RESULTS

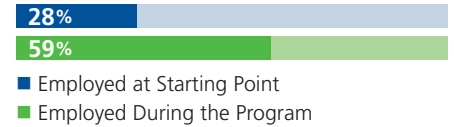


- Positive Completion: includes successful completion discharges, agency-ordered terminations, external transfers, and other discharges
- Non-completion: includes absconds, jail terminations, and unsuccessful discharges

### EMPLOYMENT

A goal of the CCSC is to assist participants in securing employment and/or enrolling in school. During the reporting period, the number of participants employed more than doubled, based on total individuals discharged. (n=69)

#### EMPLOYMENT GAINS: 111%



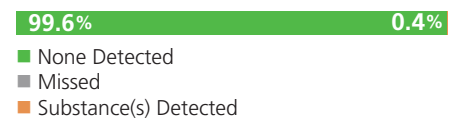
### DRUG & ALCOHOL TEST RESULTS

CCSC participants are required to test for alcohol and illicit substances. Below is the breakdown of negative and positive test results during the reporting period.

#### TOTAL DRUG TESTS: 3,077

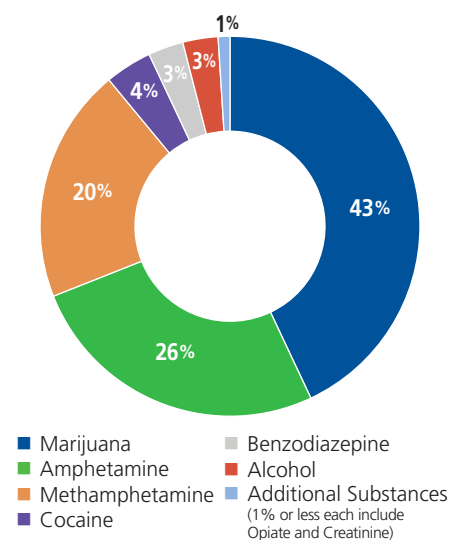


#### TOTAL BREATH ALCOHOL CONTENT (BrAC) TESTS: 7,593



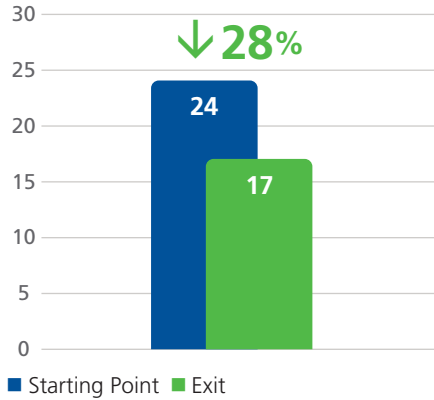
### SUBSTANCES DETECTED

Of the participants who tested positive, a total of 525 substances were detected. Below are the results by substance.



## LS/CMI RISK REDUCTION ASSESSMENT RESULTS

During the reporting period, programming at the CCSC helped participants reduce their risk scores by an average of 28%, which correlates to a similar reduction in the probability of recidivism.<sup>1</sup> (n=62) The CCSC has seen consistent year-over-year improvements since 2022 (14% reduction in 2022, 26% reduction in 2023), representing a 100% improvement from 2022 to 2024.



## COMMUNITY RESOURCE REFERRALS

During the reporting period, the CCSC provided 310 valuable resource referrals to assist with participant stabilization in the community. Referral types included:

- Clothing
- Education
- Employment
- Family
- Food
- Housing
- Legal Services
- Medical
- Mental Health
- Mentoring
- Public Aid
- Substance Use
- Support Groups
- Transportation
- Travel Documentation

## PARTICIPANT SURVEY RESULTS

Below are the results from the July 2024 participant survey. (n=30)

### Please indicate your level of agreement with the following statements:

GEO Reentry staff provide me with a healthy, compassionate environment

100%

GEO Reentry staff treat me with dignity and respect

100%

GEO Reentry staff provide services that enable me to be successful in the community

100%

GEO Reentry staff provide an easy way to contact staff with any questions or concerns

100%

■ Agree/Strongly Agree ■ Disagree/Strongly Disagree

## IN THEIR WORDS

Below is a sample of the participant testimonials from the July 2024 survey.

"I got something out of every group I took that will help me for the rest of my life in day-to-day challenges."

"The program facilitators are truly helping people and the community passionately and compassionately."

"The counselors are not only trained to handle participants, but also how to be very respectful."

"I've gotten everything and more that I need, and I will continue to be an alumnus for years to come."

"Having some of the classes separated by gender has helped very much, because people heal when they feel they can relate to others or feel safe without judgment by the opposite gender."

<sup>1</sup>Andrews, D.A., Ph.D., Bonta, J.L., Ph.D. (2003). "Level of Service Inventory-Revised, U.S. Norms Manual Supplement"

**FOR MORE INFORMATION** Karen Graff, Program Manager II • 707.495.0055 • kgraff@geogroup.com