

2025 PROGRAM OUTCOMES

ILLINOIS REENTRY SERVICE CENTERS



REENTRY SERVICE CENTERS (RSC)

Chatham RSC
Chicago Heights RSC
Chicago-West Fulton RSC
Decatur RSC
East St. Louis RSC
Rockford RSC

AGENCY

Illinois Department of Corrections

POPULATION

Individuals on Parole

PROGRAM SUMMARY

In Illinois, GEO Reentry Services provides comprehensive programs tailored to meet individual participant's risk and needs. At the foundation of our approach is cognitive behavioral programming designed to address criminogenic needs (key life areas) as identified through the assessment process. The program model at the Illinois RSCs include the Level of Service Inventory-Revised (LSI-R) assessment, Cognitive Behavioral Treatment (CBT), Moral Reconciliation Therapy® (MRT), Substance Use Disorder (SUD) treatment, domestic violence counseling through a partner abuse intervention program, alcohol and drug testing, employment readiness, anger management, Individual Success Plans (ISP), transportation assistance, community connections, and case management. Curricula-based programming is delivered through group and individual sessions.

The following reflects the annual (January 1, 2025 – December 31, 2025) program data and intermediate outcomes for the six RSCs in Illinois.

PARTICIPANTS SERVED

2,627 Unique participants served during the reporting period

AVERAGE DAILY POPULATION

569 Average number of participants in the program per day

STARTING POINTS

2,375 Participants started the program during the reporting period

GRADUATED PARTICIPANTS

813 Participants graduated the program during the reporting period

SERVICE ATTENDANCE RATES

Below is the breakdown of service attendance rates for the RSC population based on those scheduled for the service.



EMPLOYMENT & EDUCATION

A goal of the RSCs is to assist participants in securing employment and/or enrolling in school. During the reporting period, the number of participants employed/enrolled increased by 100% based on total individuals discharged. (n=2,106)

EMPLOYMENT & EDUCATION GAINS: 100%



IN THEIR WORDS

Below is a sample of participant testimonials from the July 2025 survey.

"I always leave here with a **better understanding of myself**, and different ways to deal with my problems."

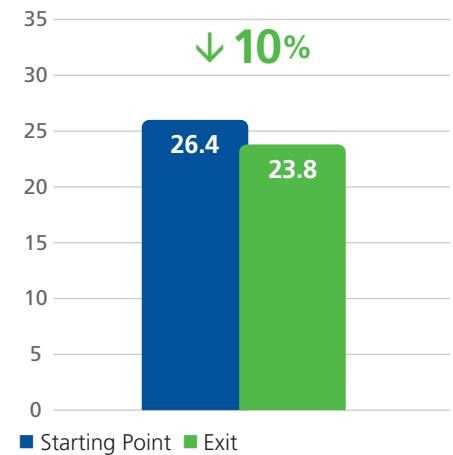
"The staff have been showing me the **art of discipline and patience.**"

"The program has **helped me become self-aware.**"

"Working in groups with others struggling in different ways **gives me perspective** I need for change."

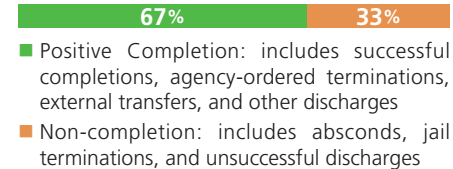
LSI-R RISK REDUCTION ASSESSMENT RESULTS

During the reporting period, programming at the RSCs helped participants reduce their risk scores by an average of 10%, which correlates to a similar reduction in the probability of recidivism.¹ (n=516)



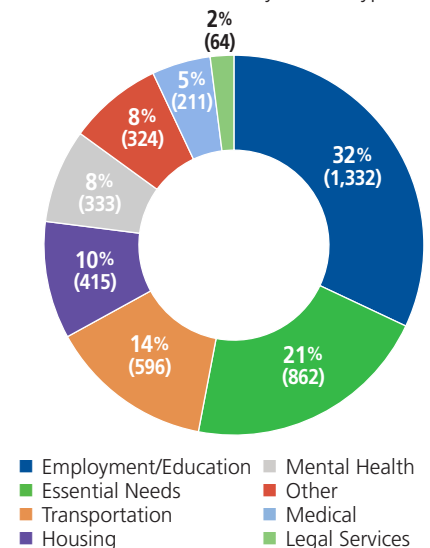
DISCHARGE RESULTS

TOTAL DISCHARGES: 2,106



COMMUNITY RESOURCE REFERRALS

During the reporting period, the RSCs provided 4,137 valuable resource referrals to assist with participant stabilization in the community. Below is the breakdown by referral type.



PARTICIPANT SURVEY RESULTS

Below are the results from the July 2025 participant survey. (n=388)

Note: Percentages do not include n/a responses.

Overall, how would you rate the quality of the program?

Above Average/Excellent	338	93%
Below Average/Poor	25	7%
Total	363	100%

The following services were/are helpful to me:

Anger Management Group	77%	23%
Domestic Violence Group	79%	21%
Employment Readiness	87%	13%
GEOReentryConnect.com Website	85%	15%
Individual Case Management Sessions	91%	9%
MRT	83%	17%
Rewards & Sanctions	89%	11%
Substance Use Group	82%	18%
Legend	Agree/Strongly Agree	Disagree/Strongly Disagree

Please indicate your level of agreement with the following statements:

GEO Reentry staff provide me with a healthy, compassionate environment	97%	3%
GEO Reentry staff treat me with dignity and respect	97%	3%
GEO Reentry staff provide services that enable me to be successful in the community	95%	5%
GEO Reentry staff provide an easy way to contact staff with any questions or concerns	97%	3%
Legend	Agree/Strongly Agree	Disagree/Strongly Disagree

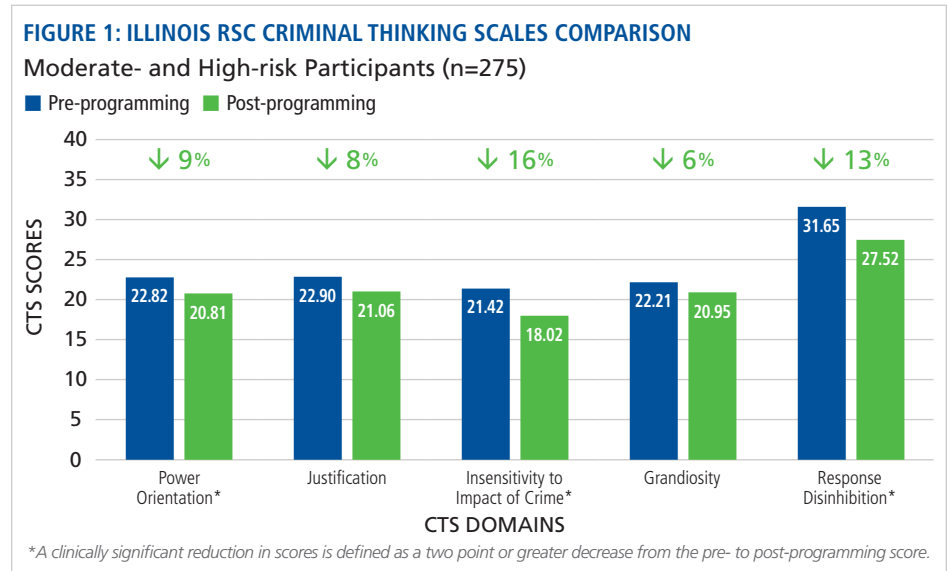
ILLINOIS RSC PROGRAMS REDUCE CRIMINAL THINKING

Criminal thinking patterns, such as antisocial cognitions and antisocial attitudes, are often the main focus of correctional treatment programs, and they play a big role in modern theories about why people commit crimes.² The research "*What Works to Reduce Recidivism*" states that antisocial thoughts and attitudes are among the top three factors driving people back into the justice system and it also outlines effective ways to reduce re-offending.³ The Texas Christian University (TCU) Criminal Thinking Scales (CTS) 3.0 measures the effect of GEO Reentry's programming on antisocial cognition and attitudes. The results in this report indicate that participants in GEO Reentry's programming showed a decrease in criminal thinking patterns as measured by the CTS, suggesting that the program helps reduce the potential for future recidivism.

SUMMARY OF RESULTS

Research analysts reviewed the pre- and post-programming CTS scores for 275 individuals who participated in programming at one of the six Illinois RSCs between January 2, 2025 and December 30, 2025. These individuals had moderate- to high-risk scores in at least one domain at starting point. Participant risk level is determined by the recommended score ranges outlined by research (see table below). On average, there were 151 days between the pre- and post-programming assessments.

FIGURE 1 illustrates that these participants demonstrated a reduction in attitudes, beliefs, or values associated with criminal behavior, averaging a 10% reduction (2.53 points) across all five domains. Three of the five domains showed a clinically significant reduction in participant criminal thinking patterns.



CTS DOMAINS	DESCRIPTION	RECOMMENDED RISK SCORE RANGES		
		LOW	MEDIUM	HIGH
POWER ORIENTATION	<ul style="list-style-type: none"> Reflects the need for power and control High scores may be associated with an outward display of aggression to control their external environment or others 	10-15	16-23	24-50
JUSTIFICATION	<ul style="list-style-type: none"> Refers to the tendency to justify one's criminal behavior High scores reflect a likelihood to make excuses for their crime(s) or blame others for their wrongdoings 	10-15	16-23	24-50
INSENSITIVITY TO IMPACT OF CRIME	<ul style="list-style-type: none"> Focuses on a lack of understanding or awareness around the effect their crime has on others or society High scores may be associated with the individual being prone to shrugging off their crime(s), thinking it is not that big of a deal 	10-17	18-21	22-50
GRANDIOSITY	<ul style="list-style-type: none"> Refers to thoughts and feelings of superiority as compared to others High scores are associated with a belief that one is above the law or superior to others 	10-15	16-23	24-50
RESPONSE DISINHIBITION	<ul style="list-style-type: none"> Focuses on the inability to regulate behavior in situations when overwhelmed High scores reflect behavior that the individual may later regret such as lashing out or becoming aggressive 	10-23	24-30	31-50

¹Andrews, D.A., Ph.D, Bonta, J.L., Ph.D. (2003). "Level of Service Inventory-Revised, U.S. Norms Manual Supplement"

²Sease, T. B., & Knight, K. (2023). Development and Testing of the Texas Christian University Criminal Thinking Scales 3.0. *Crime & Delinquency*, 69(13-14), 2699-2718.

³Latessa, E.J., Johnson, S., & Koetzle, D. (2006). *What Works (and Doesn't) in Reducing Recidivism*. https://www.uc.edu/content/dam/uc/cjcrj/docs/articles/What_Works_STLJ.pdf

FOR MORE INFORMATION Andrew Young, Area Manager • 618.573.7243 • ayoung@geogroup.com