

2025 PROGRAM OUTCOMES

LYCOMING COUNTY REENTRY SERVICE CENTER



AGENCY

Lycoming County Adult Probation Office

POPULATION

Adults on community supervision

PROGRAM SUMMARY

In Lycoming County, GEO Reentry Services provides comprehensive programs tailored to meet individual participant's risk and needs. At the foundation of our approach is cognitive behavioral programming designed to address criminogenic needs as identified through the assessment process. The program model at the Lycoming County Reentry Service Center (RSC) includes Moral Reconciliation Therapy® (MRT), the Ohio Risk Assessment System (ORAS) risk/needs assessment, Substance Use Disorder (SUD) education, life skills, employment readiness, anger management, parenting, gender-responsive programming, drug testing, community connections, and aftercare. Programming is delivered through group and individual sessions.

The following reflects annual (January 1, 2025 – December 31, 2025) program data and intermediate outcomes for the Lycoming County RSC in Pennsylvania.

PARTICIPANTS SERVED

341 Participants served during the reporting period

AVERAGE DAILY POPULATION

109 Average number of participants in the program per day

REFERRALS

225 Participant referrals received from the agency during the reporting period

STARTING POINTS

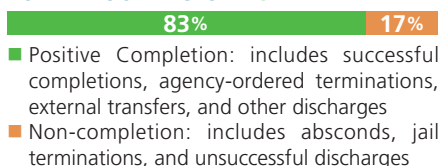
225 Participants started the program during the reporting period

GRADUATED PARTICIPANTS

109 Participants graduated the program during the reporting period


DISCHARGE RESULTS

TOTAL DISCHARGES: 218



SERVICE ATTENDANCE RATES

Below is the breakdown of service attendance rates for the RSC population based on those scheduled for the service.



IN THEIR WORDS

Below is a sample of participant testimonials from the July 2025 survey.

- "Held me accountable to maintain sobriety and gave me a person I can talk to and use as a support in life."
- "The program gave me a second chance."
- "MRT group helped me get back into a level mind frame and for that I am grateful."
- "The program helped me when I was in need, when I didn't even think I needed it."

EMPLOYMENT & EDUCATION

A goal of the RSC is to assist participants in securing employment and/or enrolling in school. During the reporting period, the number of participants employed/enrolled increased by 76%, among those who were eligible for employment/enrollment and not receiving disability benefits. (n=89)

EMPLOYMENT & EDUCATION GAINS: 76%



DRUG & ALCOHOL TEST RESULTS

RSC participants are required to test for alcohol and illicit substances. Below is the breakdown of negative and positive test results during the reporting period.

TOTAL DRUG TESTS: 5,371

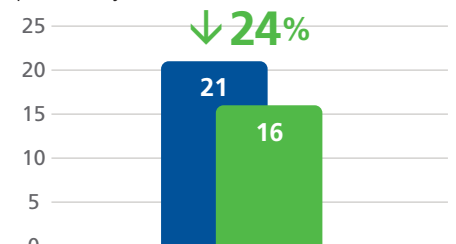


TOTAL BREATH ALCOHOL CONTENT (BrAC) TESTS: 24,349



ORAS RISK REDUCTION ASSESSMENT RESULTS

During the reporting period, programming at the RSC helped participants reduce their risk scores by an average of 24%, which correlates to a similar reduction in the probability of recidivism.¹ (n=109)



■ Starting Point ■ Exit

COMMUNITY RESOURCE REFERRALS

During the reporting period, the RSC provided 274 valuable resource referrals to assist with participant stabilization in the community. Below is the breakdown by referral type.

- Transportation
- Substance Use
- Employment
- Mental Health
- Legal Services
- Family

¹Latessa, E., Smith, P., Lemke, R., Makarios, M., Lowenkamp, C. (2009). "Creation and Validation of the Ohio Risk Assessment System". University of Cincinnati School of Criminal Justice.

FOR MORE INFORMATION Matt Wirtner, Area Manager • 704.620.0218 • mwirtner@geogroup.com