

2020 PROGRAM OUTCOMES

LUZERNE COUNTY REENTRY SERVICE CENTER



PROGRAM SUMMARY

In Luzerne County, GEO Reentry Services provides comprehensive treatment programs tailored to meet individual participant's risk and needs. At the foundation of our treatment is Cognitive Behavioral Treatment (CBT) designed to address criminogenic needs as identified through the assessment process. The program model includes Level of Service Inventory-Revised (LSI-R) Risk/Needs Assessment, Substance Abuse Therapy, GED On-site Testing, Anger Management, Parenting, Computer Lab, Electronic Monitoring, In-Jail Substance Abuse Treatment, Life Skills, Moral Reconciliation Therapy® (MRT), Thinking for a Change, Employment Readiness, and Financial Budgeting. Programming is delivered through group and individual sessions.

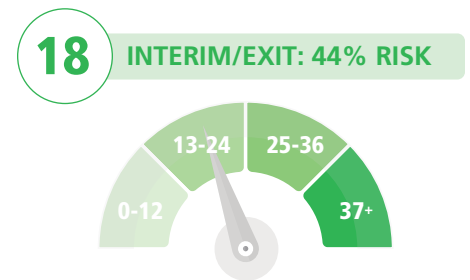
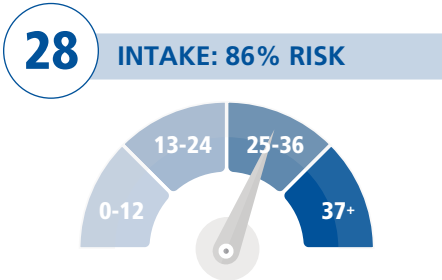
The Luzerne County Reentry Service Center (RSC) is designed to be part of the solution in changing behavior and reducing recidivism.

With the onset of COVID-19, the RSC maintained operations, and programming was delivered virtually and in-person.

The following reflects 2020 (Jan 1 - Dec 31) program data and intermediate outcomes for the Luzerne County RSC in Pennsylvania.

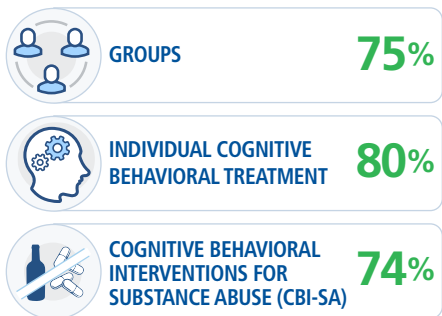
LSI-R RISK REDUCTION ASSESSMENT SCORES

In 2020, the Luzerne County RSC helped participants cut their risk of recidivism nearly in half from 86% to 44% on average.¹



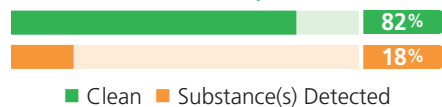
SERVICES ATTENDANCE

Below is a breakdown of Service Attendance for the RSC population.



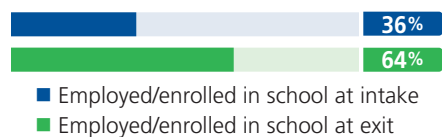
DRUG TESTING RESULTS

TOTAL DRUG SCREENS: 7,014



EMPLOYMENT GAINS

A goal of the RSC is to assist participants with securing employment and/or enrollment in school. During the reporting period, the number of participants employed increased by 78%.

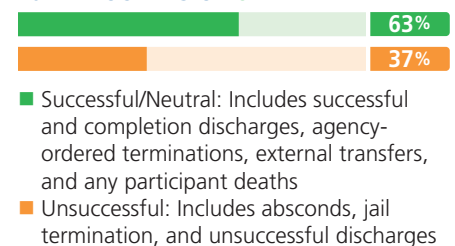


AVERAGE DAILY POPULATION

90 The RSC served 90 participants on average per month.

DISCHARGE RESULTS

TOTAL DISCHARGES: 194



GRADUATING PARTICIPANTS

85 Successful Program Completions in 2020
647 Successful Program Completions since 2010

REFERRALS

155 During the reporting period, the Luzerne County RSC had 155 program referrals.

OTHER INFORMATION

90% Year-end Check-in Rate

¹ Andrews, D.A., Ph.D, Bonta, J.L., Ph.D. (2003). "Level of Service Inventory-Revised, U.S. Norms Manual Supplement"

FOR MORE INFORMATION

John Hogan, Area Manager • 570.208.4858 • johogan@geogroup.com