

PROGRAM OUTCOMES

ORANGE COUNTY & WEST ORANGE COUNTY DAY REPORTING CENTERS



POPULATION

Probationers

AGENCY

Orange County Probation

PROGRAM SUMMARY

The Orange County Day Reporting Center (DRC) opened in 2012 in partnership with Orange County Probation. In 2017, the DRC expanded by opening a satellite office, the West Orange County DRC in Westminster, CA. Through these DRCs, GEO Reentry Services provides comprehensive treatment programming tailored to meet individual participant's risk and needs. At the foundation of our treatment is evidence-based practices designed to address criminogenic needs as identified through the assessment process. The program model includes Cognitive Behavioral Treatment (CBT), alcohol and drug testing, substance use counseling, Moral Reconciliation Therapy® (MRT), parenting and family reintegration, employment readiness, education services, anger management, life skills, community connections, individual case management, aftercare, and a nine-week Restorative Justice Workshop. Programming is delivered through group and individual sessions.

The following reflects 18-months (January 1, 2021 – June 30, 2022) of program data and intermediate outcomes for the Orange County and West Orange County DRCs.

PARTICIPANTS SERVED

ORANGE COUNTY	296
WEST ORANGE COUNTY	194

AVERAGE DAILY POPULATION

ORANGE COUNTY	71
WEST ORANGE COUNTY	45

AVERAGE LENGTH OF STAY

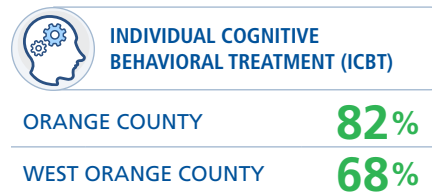
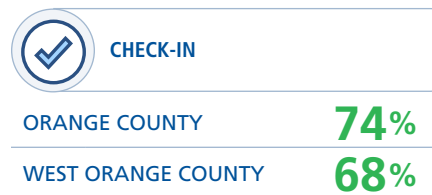
Below is the average length of participation in days for participants discharged during the reporting period based on their discharge category.

	COMPLETION	NEUTRAL	NON-COMPLETION
ORANGE COUNTY	282	183	155
WEST ORANGE COUNTY	288	229	172

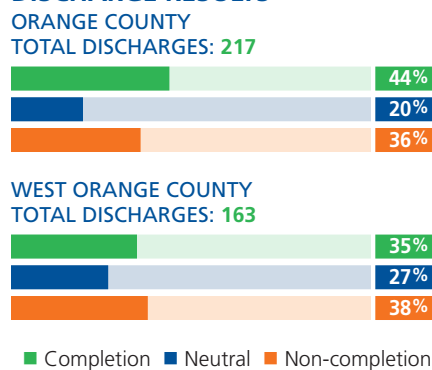
- Completion: Includes successful and completion discharges
- Neutral: Includes agency-ordered terminations, external transfers, and other
- Non-completion: Includes absconds, jail termination, and unsuccessful discharges

SERVICES ATTENDANCE

Below is breakdown of the Service Attendance for the DRC populations.



DISCHARGE RESULTS



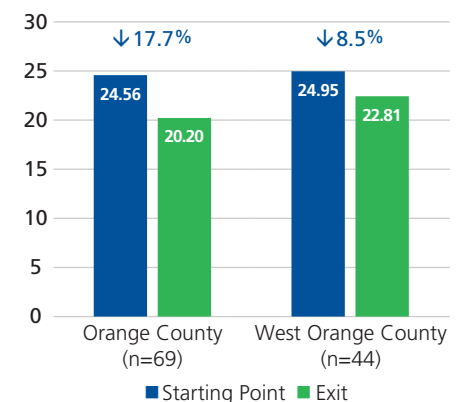
COMMUNITY RESOURCE REFERRALS

During the reporting period, the DRCs provided participants with valuable resource referrals to assist with their stabilization in the community. Below are the total resource referrals for each DRC.

ORANGE COUNTY	680
WEST ORANGE COUNTY	128

LSI-R RISK REDUCTION ASSESSMENT SCORES

During the reporting period, programming at the DRCs helped participants reduce their risk scores by an average of 17.7% (Orange County DRC) and 8.5% (West Orange County), which correlates to a similar reduction in the probability of recidivism.¹



IN THEIR WORDS

Below is a sample of the participant testimonials from the January 2022 survey.

"The DRC program has caused the most positive change in my life because it has kept me focused on all the areas that I need to focus, and it has helped me stay away from drugs."

"MRT changed my life completely. I learned taking responsibility for what my life is, and it helps me be the strongest version of me. Also, it taught me how to respect authority."

"The staff are some of the nicest, well-mannered, and patient people I have ever interacted with, and I am very thankful for their service and participation in this program."

¹ Andrews, D.A., Ph.D., Bonta, J.L., Ph.D. (2003). "Level of Service Inventory-Revised, U.S. Norms Manual Supplement"

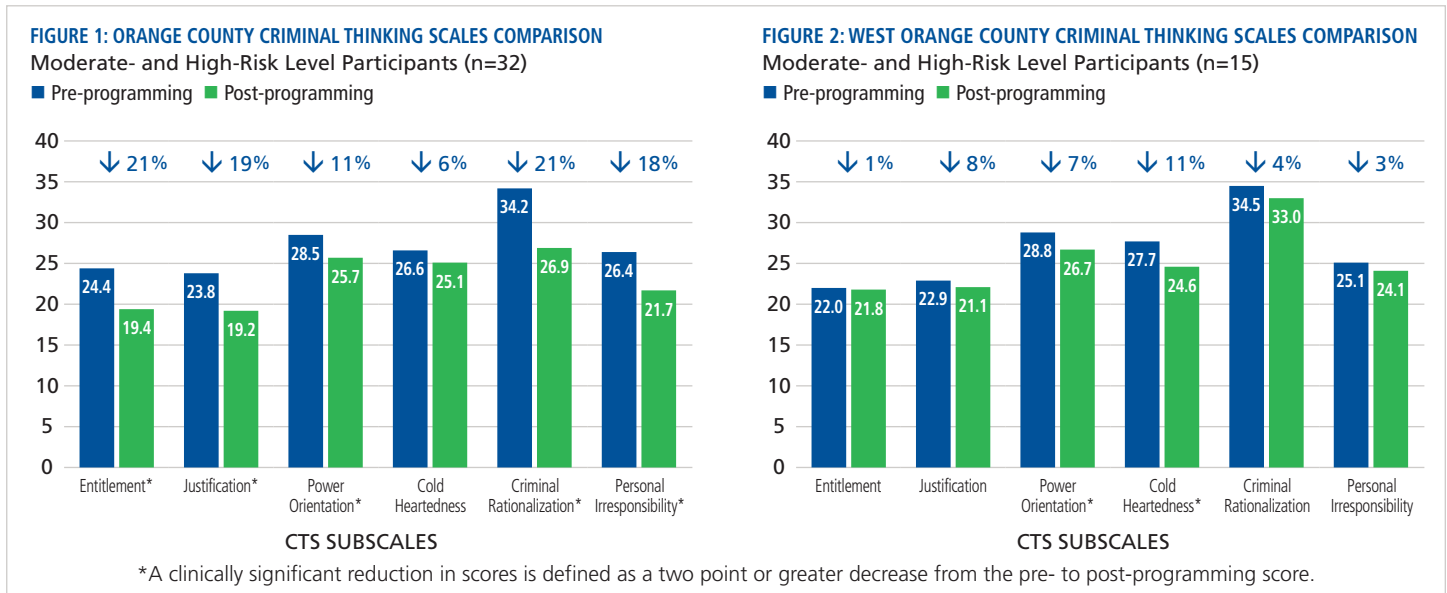
ORANGE COUNTY & WEST ORANGE COUNTY DRCS REDUCE CRIMINAL THINKING

Criminal thinking domains, such as antisocial cognitions and antisocial attitudes, are frequent targets for change in correctional treatment, and are described in current theories of criminal behavior.² The research on “What Works” to reduce recidivism indicates that antisocial cognition and antisocial attitudes (criminal thinking) are among the top three risk factors as drivers of recidivism. The Texas Christian University Criminal Thinking Scales (CTS), a reliable and validated instrument, measures the effect of GEO Reentry’s programming on antisocial cognition and attitudes. The results of this report indicate that GEO Reentry’s programs reduce criminal thinking patterns as measured by the CTS, and therefore lower the potential for future recidivism.

SUMMARY OF RESULTS

Research evaluators analyzed the pre- and post-programming CTS scores for 32 individuals who participated in programming at the Orange County DRC and 15 individuals who participated in programming at the West Orange County DRC between January 1, 2021 – June 30, 2022. The average time between the pre- and post-programming assessments was 387 days in Orange County and 328 days in West Orange County. The results indicate the DRCs programming significantly reduced criminal thinking as evidenced by the reduction in the participants’ CTS scores.

- **FIGURE 1** illustrates the results of 32 individuals at the Orange County DRC with moderate- to high-risk scores in at least one domain at starting point. Participant risk level is determined by the recommended score ranges outlined by research³ (see table below). These participants had a clinically significant decrease, averaging a 16% reduction (4.4 points) across all six scales.
- **FIGURE 2** illustrates the results of 15 individuals at the West Orange County DRC with moderate- to high-risk scores in at least one domain at starting point. These participants had an average decrease of 6% reduction (1.6 points) across all six scales.



CRIMINAL THINKING SCALES

RECOMMENDED RISK SCORE RANGES²

ELEMENTS	DESCRIPTION	LOW	MODERATE	HIGH
ENTITLEMENT	<ul style="list-style-type: none"> • Focuses on a sense of ownership and privilege. • High scores are associated with the individual’s belief that the world “owes them” and they deserve special consideration. 	10-17	18-20	21-40
JUSTIFICATION	<ul style="list-style-type: none"> • Refers to patterns of thought that minimize the seriousness of antisocial acts and by justifying actions based on external circumstances. • High scores may be associated with perceived social injustice. 	10-18	19-22	23-40
POWER ORIENTATION	<ul style="list-style-type: none"> • Measures the need of power and control. • High scores are associated with higher levels of aggression and controlling behaviors. 	10-22	23-27	28-40
COLD HEARTEDNESS	<ul style="list-style-type: none"> • High scores reflect a lack of emotional involvement. 	10-20	21-23	24-40
CRIMINAL RATIONALIZATION	<ul style="list-style-type: none"> • High scores on this scale are associated with negative attitude towards the law and authority figures. 	10-28	29-35	36-40
PERSONAL IRRESPONSIBILITY	<ul style="list-style-type: none"> • Assesses the degree to which an individual is willing to accept ownership for criminal actions. • Therefore, high scores are associated with non-acceptance of criminal actions and often blaming others. 	10-18	19-24	25-40

² Knight, K., Garner, B.R., Simpson D.W. Morey, J.T., & Flynn, P.M. (2006). “An assessment for criminal thinking” *Crime & Delinquency*, Vol. 52, No. 1, 159-17

³ Knight, K., Ekelund, B., Barbour, P. (2015) “Simplifying Assessment in Criminal Justice and Treatment Settings: Using TCU Tools to Ensure Effective Services”. <https://docplayer.net/45907693-Simplifying-assessment-in-criminal-justice-and-treatment-settings-using-tcu-tools-to-ensure-effective-services.html>