

2022 PROGRAM OUTCOMES

NEW JERSEY COMMUNITY RESOURCE CENTERS (CRC)



FACILITIES

Elizabeth CRC
 Neptune CRC
 North Brunswick CRC
 Pleasantville CRC
 Vineland CRC

POPULATION

Individuals on Parole

AGENCY

New Jersey State Parole Board

PROGRAM LENGTH

90 days

PROGRAM SUMMARY

In New Jersey, GEO Reentry Services provides comprehensive treatment programs tailored to meet individual participant's risk and needs. At the foundation of our treatment is evidence-based programming designed to address criminogenic needs as identified through the assessment process. The program model at the New Jersey CRCs includes Moral Reconciliation Therapy® (MRT), intensive employment program, anger management, life skills, employment readiness, Thinking for a Change (T4C), Wide Range Achievement Test Fifth Edition (WRAT-5), and educational testing. Programming is delivered through group and individual sessions.

The following reflects program data and intermediate outcomes for the five New Jersey CRCs for the reporting period January 1, 2022 through December 31, 2022.

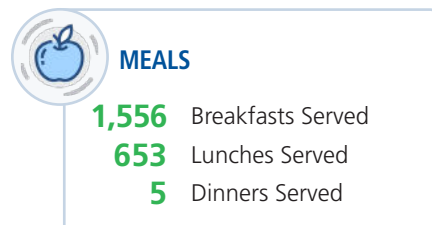
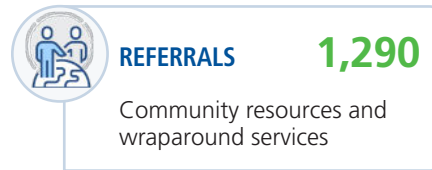
During this time period, the program was still navigating the COVID-19 pandemic. It should be noted that outcomes are based on conducting virtual services, reduced visits, and modified programming during this time. The program resumed normal operations at the end of 2022.

PARTICIPANTS SERVED

703 Participants served during the reporting period

SERVICES

Below is a breakdown of services for the CRC population.



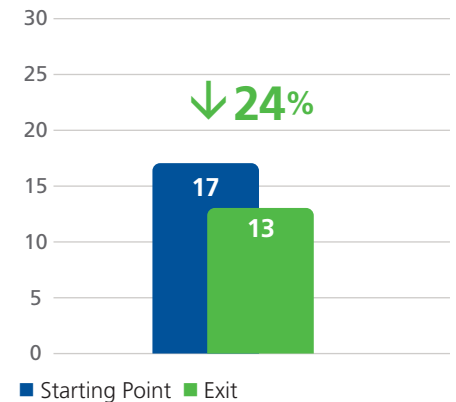
DRUG & ALCOHOL TEST RESULTS

CRC participants are required to test for alcohol and illicit substances. Below is the breakdown of negative and positive test results during the reporting period.



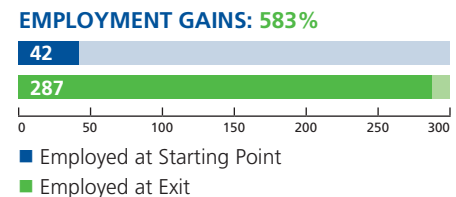
LSI-R RISK REDUCTION ASSESSMENT RESULTS

The CRCs use the Level of Service Inventory-Revised (LSI-R) assessment to identify participant risk and needs and the likelihood of recidivism. The assessment is a quantitative tool of justice-involved individuals' attributes and situations relevant to determining levels of supervision and treatment. The assessment data serves as an intermediate outcome when utilized as a pre- and post-treatment measure. During the reporting period, programming at the New Jersey CRCs helped participants reduce their risk scores by an average of 24%, which correlates to a similar reduction in the probability of recidivism.¹ (n=300)

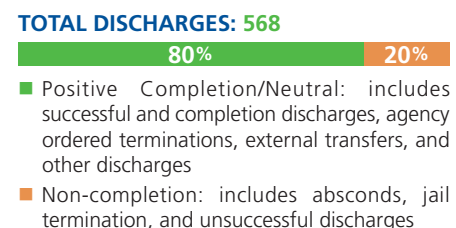


EMPLOYMENT

A goal of the CRCs is to assist participants with securing employment. During the reporting period, the number of participants employed increased by 583%.



DISCHARGE RESULTS



¹Andrews, D.A., Ph.D, Bonta, J.L., Ph.D. (2003). "Level of Service Inventory-Revised, U.S. Norms Manual Supplement"

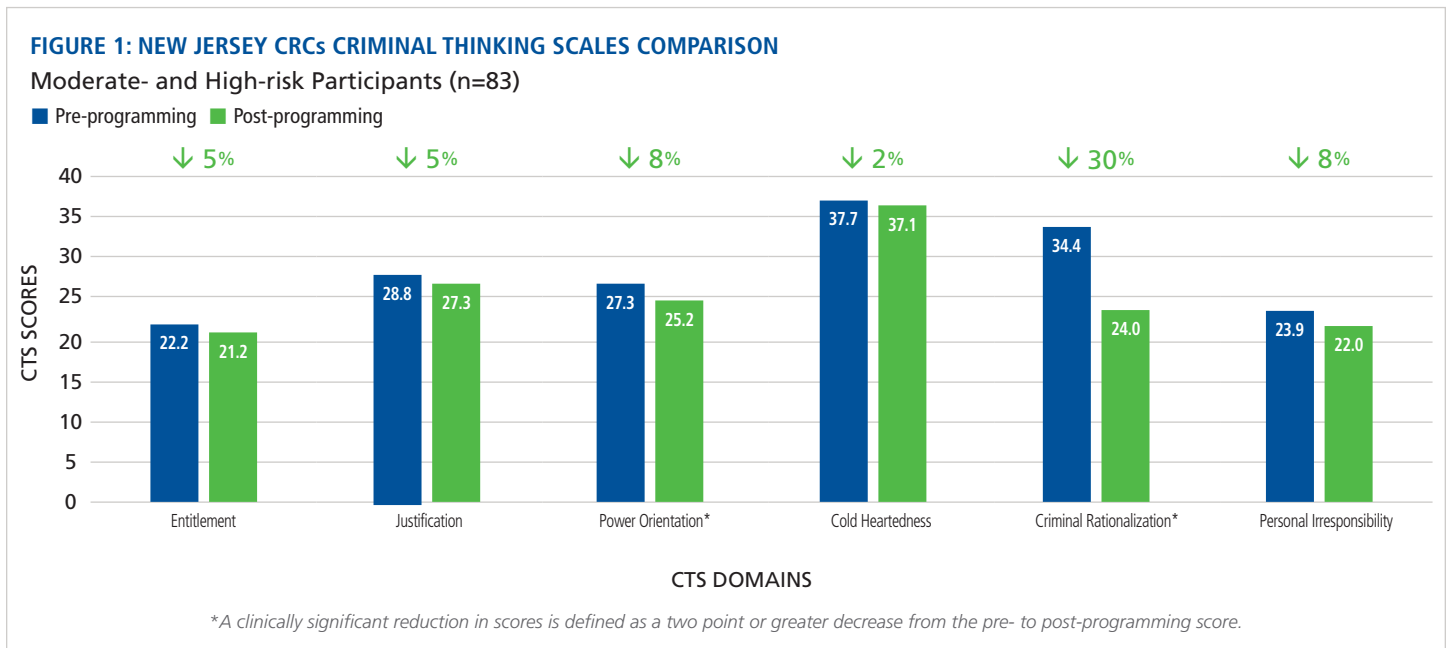
NEW JERSEY CRCs PROGRAMMING REDUCES CRIMINAL THINKING

Criminal thinking domains, such as antisocial cognitions and antisocial attitudes, are frequent targets for change in correctional treatment, and are described in current theories of criminal behavior.² The research on “What Works” to reduce recidivism indicates that antisocial cognition and antisocial attitudes (criminal thinking) are among the top three risk factors as drivers of recidivism. The Texas Christian University Criminal Thinking Scales (CTS), a reliable and validated instrument, measures the effect of GEO Reentry’s programming on antisocial cognition and attitudes. The results of this report indicate that GEO Reentry’s program reduced criminal thinking patterns as measured by the CTS, and therefore lowers the potential for future recidivism.

SUMMARY OF RESULTS

Research evaluators analyzed the pre- and post-programming CTS scores for 83 individuals who participated in programming at the New Jersey CRCs between January 1, 2022 through December 31, 2022. These individuals had moderate- to high-risk scores in at least one domain at starting point. Participant risk level is determined by the recommended score ranges outlined by research (see table below). The average number of days between the pre- and post-assessment was 177 days.

The results indicated in Figure 1 illustrate these participants had a clinically significant reduction, averaging 9% (2.9 points) across all six domains.



CTS DOMAINS	DESCRIPTION	RECOMMENDED RISK SCORE RANGES ²		
		LOW	MEDIUM	HIGH
ENTITLEMENT	<ul style="list-style-type: none"> · Focuses on a sense of ownership and privilege · High scores are associated with the individual’s belief that the world “owes them” and they deserve special consideration 	10-17	18-20	21-40
JUSTIFICATION	<ul style="list-style-type: none"> · Refers to patterns of thought that minimize the seriousness of antisocial acts and by justifying actions based on external circumstances · High scores may be associated with perceived social injustice 	10-18	19-22	23-40
POWER ORIENTATION	<ul style="list-style-type: none"> · Measures the need of power and control · High scores are associated with higher levels of aggression and controlling behaviors 	10-22	23-37	28-40
COLD HEARTEDNESS	<ul style="list-style-type: none"> · High scores reflect a lack of emotional involvement 	10-20	21-23	24-40
CRIMINAL RATIONALIZATION	<ul style="list-style-type: none"> · High scores are associated with negative attitude towards the law and authority figures 	10-28	29-35	36-40
PERSONAL RATIONALIZATION	<ul style="list-style-type: none"> · Assesses the degree to which an individual is willing to accept ownership for criminal actions · High scores are associated with non-acceptance of criminal actions and often blaming others 	10-18	19-24	25-40

²Knight, K., Garner, B.R., Simpson D.W. Morey, J.T., & Flynn, P.M. (2006). “An assessment for criminal thinking” *Crime & Delinquency*, Vol. 52, No. 1, 159-177

FOR MORE INFORMATION Matt Wirtner, Area Manager • 704.543.3426 • mwirtner@geogroup.com