

2024 PROGRAM OUTCOMES

LUZERNE COUNTY REENTRY SERVICE CENTER



AGENCY

Luzerne County Adult Probation & Parole

POPULATION

Adults on community supervision

PROGRAM SUMMARY

In Luzerne County, GEO Reentry Services provides comprehensive programs tailored to meet individual participant's risk and needs. At the foundation of our approach is cognitive behavioral programming designed to address criminogenic needs (key life areas) as identified through the assessment process. The program model at the Luzerne County Reentry Service Center (RSC) includes the Level of Service Inventory-Revised (LSI-R) risk/needs assessment, Substance Use Disorder (SUD) treatment, toxicology testing, anger management, parenting, computer lab, life skills, Moral Reconnection Therapy® (MRT), employment readiness, financial budgeting, Batterers' Intervention, and community connections. Programming is delivered through group and individual sessions.

The following reflects the annual (January 1, 2024 - December 31, 2024) program data and intermediate outcomes for the Luzerne County RSC in Pennsylvania.

PARTICIPANTS SERVED

221 Participants served during the reporting period

AVERAGE DAILY POPULATION

45 Average number of participants in the program per day

REFERRALS

190 Participant referrals received from the agency during the reporting period

STARTING POINTS

173 Participants started the program during the reporting period

RE-ADMITS


59 Participants started the program during the reporting period who were previously enrolled in the program

GRADUATED PARTICIPANTS

51 Participants graduated the program during the reporting period

SERVICE ATTENDANCE RATES

Below is the breakdown of service attendance rates for the RSC population based on those scheduled for the service.



DRUG & ALCOHOL TEST RESULTS

RSC participants are required to test for alcohol and illicit substances. Below is the breakdown of negative and positive test results during the reporting period.

TOTAL DRUG TESTS: 2,097

Result	Percentage	Count
None Detected	83%	1,741
Substance(s) Detected	15%	316
Missed	2%	40

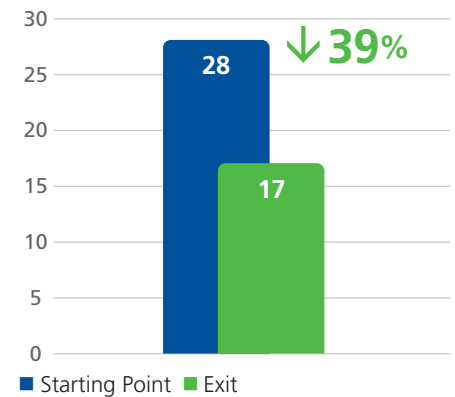
TOTAL BREATH ALCOHOL CONTENT (BrAC) TESTS: 11,299

99.9% None Detected

0.1% Substance(s) Detected

LSI-R RISK REDUCTION ASSESSMENT RESULTS

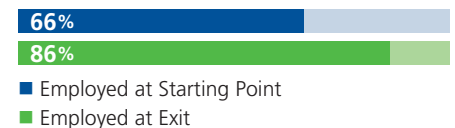
During the reporting period, programming at the RSC helped participants reduce their risk scores by an average of 39%, which correlates to a similar reduction in the probability of recidivism.¹ (n=53)



EMPLOYMENT

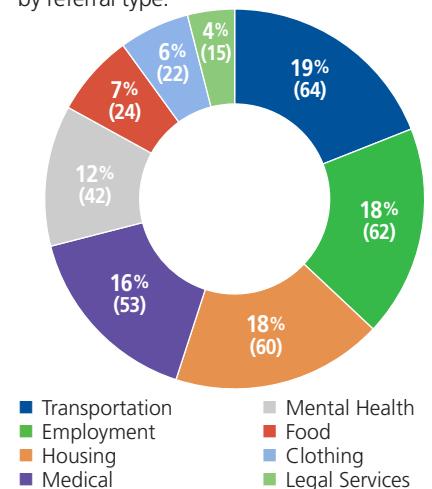
A goal of the RSC is to assist participants in securing employment and/or enrolling in school. During the reporting period, the number of participants employed increased by 30%, based on total individuals discharged. (n=181)

EMPLOYMENT GAINS: 30%



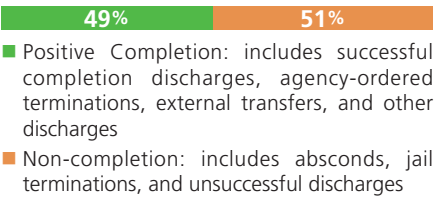
COMMUNITY RESOURCE REFERRALS

The RSC provided 342 valuable resource referrals to assist with participant stabilization in the community. Below is the breakdown by referral type.



DISCHARGE RESULTS

TOTAL DISCHARGES: 181



PARTICIPANT SURVEY RESULTS

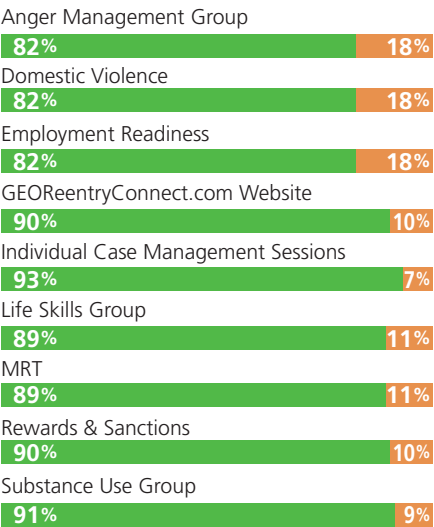
Below are the results from the July 2024 participant survey. (n=64)

Overall, how would you rate the quality of the program?

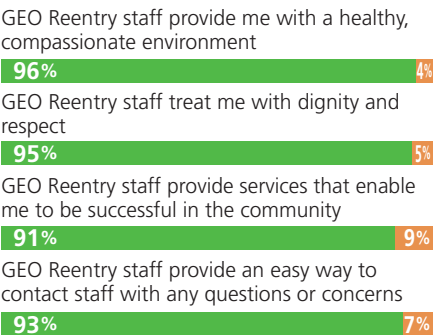
Above Average/Excellent	57	93%
Below Average/Poor	4	7%
Total	61	100%

The following groups were/are helpful to me:

Note: Percentages do not include n/a responses



Please indicate your level of agreement with the following statements:



- Agree/Strongly Agree
- Disagree/Strongly Disagree

¹Andrews, D.A., Ph.D, Bonta, J.L., Ph.D. (2003). "Level of Service Inventory-Revised, U.S. Norms Manual Supplement"
²Sease, T. B., & Knight, K. (2023). Development and Testing of the Texas Christian University Criminal Thinking Scales 3.0. Crime & Delinquency, 69(13-14), 2699-2718.

IN THEIR WORDS

Below is a sample of participant testimonials from the July 2024 survey.
"For me, it's how comfortable the staff makes this experience. Sometimes my anxiety is too much, but the staff has a way of making me feel not so anxious."
"When I'm having a bad week, I come to the RSC and they tell me exactly what I need to hear. They've equipped me with tools to further my recovery. Everyone has goals and the program helped me break my goals down and make them more realistic."
"MRT, cognitive awareness, and self-help have changed my perspective on how I view the effects of chemicals and how they transform the brain and body. The life skills group also helped me to see my behaviors and others behavior, so that I can change and avoid harmful and toxic situations."

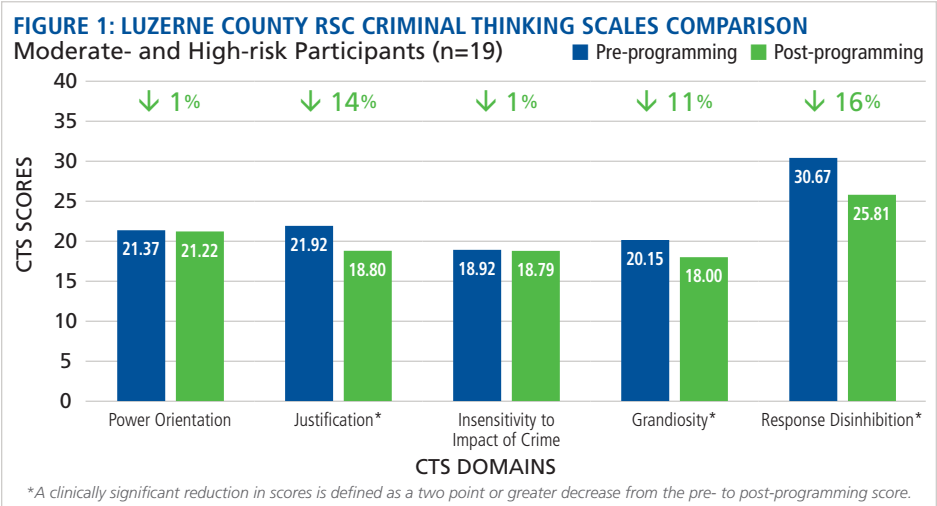
LUZERNE COUNTY RSC REDUCES CRIMINAL THINKING

Criminal thinking domains, such as antisocial cognitions and antisocial attitudes, are frequent targets for change in correctional treatment, and are described in current theories of criminal behavior.² The research on "What Works" to reduce recidivism indicates that antisocial cognition and antisocial attitudes (criminal thinking) are among the top three risk factors as drivers of recidivism. The Texas Christian University (TCU) Criminal Thinking Scales (CTS) 3.0, released in 2022, measures the effect of GEO Reentry's programming on antisocial cognition and attitudes. The results in this report indicate that GEO Reentry's programming reduced criminal thinking patterns as measured by the CTS and therefore lowers the potential for future recidivism.

SUMMARY OF RESULTS

Research evaluators analyzed the pre- and post-programming CTS scores for 19 individuals who participated in programming at the Luzerne County RSC between January 1, 2024 and December 31, 2024. These individuals had moderate- to high-risk scores in at least one domain at starting point. Participant risk level is determined by the recommended score ranges outlined by research (see table below). The average number of days between the pre- and post-programing assessment was 245 days.

The results indicated in Figure 1 illustrate that these participants averaged an 8% reduction (2.08 points) across all five domains. Three of the five domains showed a clinically significant reduction (two points or greater) in participant criminal thinking patterns.



CTS DOMAINS	DESCRIPTION	RECOMMENDED RISK SCORE RANGES		
		LOW	MEDIUM	HIGH
POWER ORIENTATION	Reflects the need for power and control High scores may be associated with an outward display of aggression to control their external environment or others	10-15	16-23	24-50
JUSTIFICATION	Refers to the tendency to justify one's criminal behavior High scores reflect a likelihood to make excuses for their crime(s) or blame others for their wrongdoings	10-15	16-23	24-50
INSENSITIVITY TO IMPACT OF CRIME	Focuses on a lack of understanding or awareness around the effect their crime has on others or society High scores may be associated with the individual being prone to shrugging off their crime(s), thinking it is not that big of a deal	10-17	18-21	22-50
GRANDIOSITY	Refers to thoughts and feelings of superiority as compared to others High scores are associated with a belief that one is above the law or superior to others	10-15	16-23	24-50
RESPONSE DISINHIBITION	Focuses on the inability to regulate behavior in situations when overwhelmed High scores reflect behavior that the individual may later regret such as lashing out or becoming aggressive	10-23	24-30	31-50

FOR MORE INFORMATION John Hogan, Area Manager • 570.208.0815 • johogan@geogroup.com