

2024 PROGRAM OUTCOMES

LYCOMING COUNTY REENTRY SERVICE CENTER



AGENCY

Lycoming County Adult Probation Office

POPULATION

Adults on probation

PROGRAM SUMMARY

In Lycoming County, GEO Reentry Services provides comprehensive treatment programs tailored to meet individual participant's risk and needs. At the foundation of our treatment is cognitive behavioral programming designed to address criminogenic needs as identified through the assessment process. The program model at the Lycoming County Reentry Service Center (RSC) includes Moral Reconation Therapy® (MRT), evidence-based risk/needs assessment, life skills training, Substance Use Disorder (SUD) education, drug testing, employment readiness & assistance, GED preparation, anger management, parenting, electronic monitoring, computer lab, gender-responsive programming, trauma group, community connections, and aftercare. Programming is delivered through group and individual sessions.

The following reflects annual (January 1, 2024 – December 31, 2024) program data and intermediate outcomes for the Lycoming County RSC in Pennsylvania.

PARTICIPANTS SERVED

305 Participants served during the reporting period

AVERAGE DAILY POPULATION

102 Average number of participants in the program per day

REFERRALS

235 Participant referrals received from the agency during the reporting period

STARTING POINTS

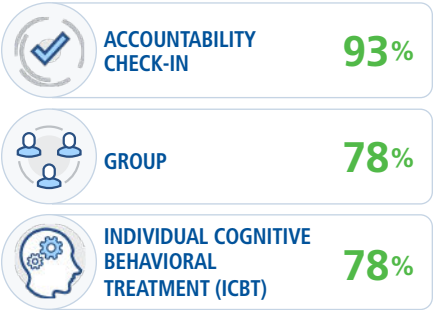
235 Participants started the program during the reporting period

GRADUATED PARTICIPANTS

76 Participants graduated the program during the reporting period

SERVICE ATTENDANCE RATES

Below is the breakdown of service attendance rates for the RSC population based on those scheduled for the service.




EMPLOYMENT

A goal of the RSC is to assist participants in securing employment and/or enrolling in school. During the reporting period, the number of participants employed increased by 174%, based on participants eligible to work. (n=68)



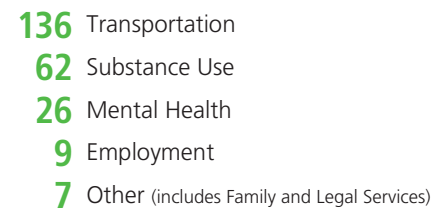
DRUG & ALCOHOL TEST RESULTS

RSC participants are required to test for alcohol and illicit substances. Below is the breakdown of negative and positive results during the reporting period.



COMMUNITY RESOURCE REFERRALS

During the reporting period, the RSC provided 253 valuable resource referrals to assist with participant stabilization in the community. Below is the breakdown by referral type.



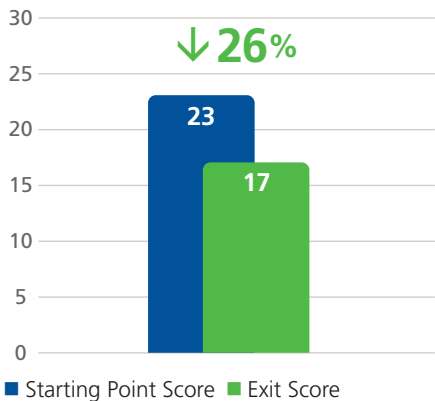
RISK REDUCTION

ASSESSMENT RESULTS

In 2024, the RSC utilized the Level of Service Inventory-Revised (LSI-R) assessment before switching to the Ohio Risk Assessment System (ORAS), created by Edward J. Latessa, Ph.D. and the University of Cincinnati, Center for Criminal Justice Research. Risk reduction assessments help staff assess participant's risk of re-offending, target interventions, and inform responses to behavior.

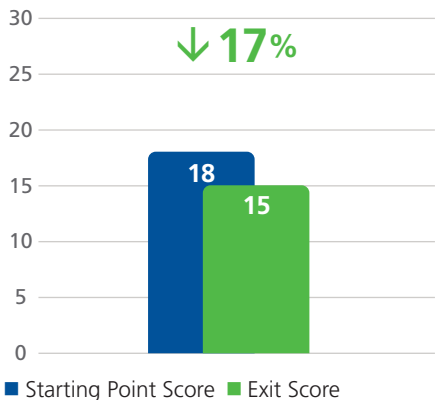
LSI-R ASSESSMENT RESULTS

The LSI-R results indicate programming at the RSC helped participants reduce their risk scores by an average of 26%, which correlates to a similar reduction in the probability of recidivism¹. (n=39)



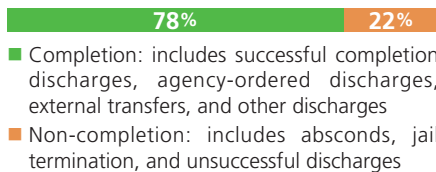
ORAS ASSESSMENT RESULTS

ORAS is a set of dynamic risk/needs assessment tools that help identify factors that drive a person toward negative or criminal behaviors. The ORAS results indicate programming at the RSC helped participants reduce their risk scores by an average of 17%. (n=37)



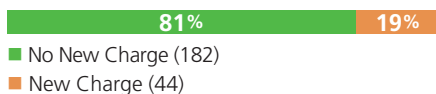
DISCHARGE RESULTS

TOTAL DISCHARGES: 193



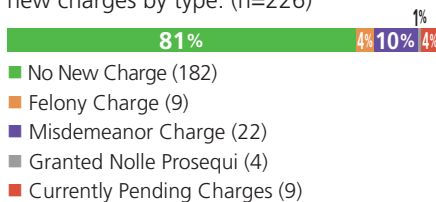
THREE-YEAR RECIDIVISM ANALYSIS

A 2024 analysis provided by the Lycoming County Adult Probation Office (APO) indicates a 19% recidivism rate for participants who successfully graduated from the program between 2020 and 2023. Recidivism in Lycoming County is defined as a new charge, not re-incarceration. (n=226)



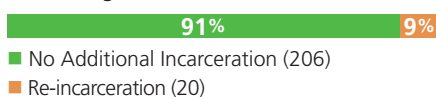
NEW CHARGES

The analysis provided the breakdown of new charges by type. (n=226)



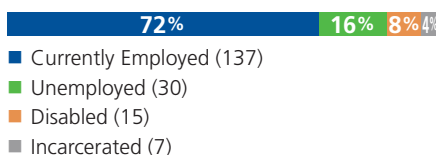
RE-INCARCERATION RATE

The analysis indicated that of the total graduates, 9% received jail time due to new charge. (n=226)



CURRENT EMPLOYMENT STATUS

The analysis indicated that 84% of the participants who successfully graduated the program had a known employment status at the end of December 2023. The employment status for 36 of the 226 graduates was unknown at the time of analysis and therefore not calculated in the below breakdown. (n=190)



¹Andrews, D.A., Ph.D, Bonta, J.L., Ph.D. (2003). "Level of Service Inventory-Revised, U.S. Norms Manual Supplement"

²Sease, T. B., & Knight, K. (2023). Development and Testing of the Texas Christian University Criminal Thinking Scales 3.0. Crime & Delinquency, 69(13-14), 2699-2718.

IN THEIR WORDS

Below is a sample of the participant testimonials from the July 2024 participant surveys. (n=101)

"I have learned patience and that I am worth saving."

"I learned how to cope and deal with things outside of my control, to live a sober life, and to love life without using drugs and alcohol."

"Coming and checking in brings stability to my life."

"Everyone shows they care and want to see each and every individual do better."

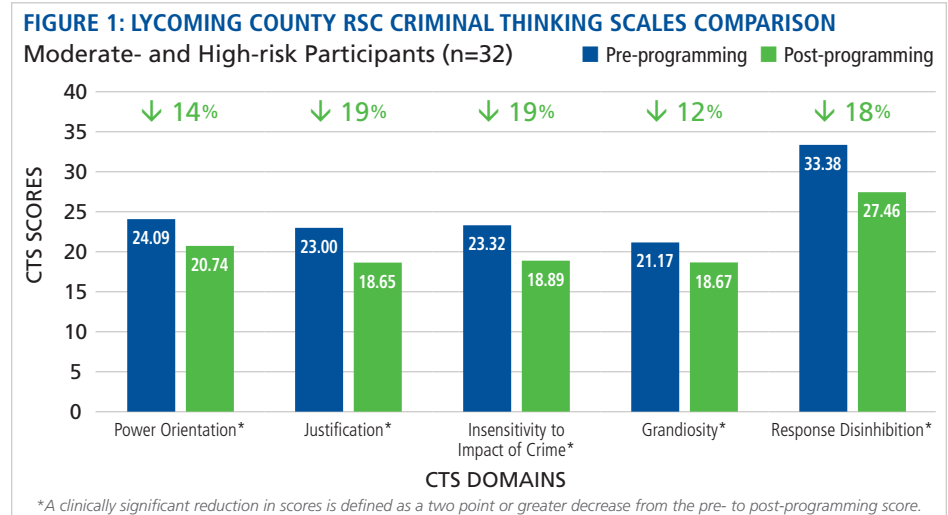
WHY IS A REDUCTION IN CRIMINAL THINKING IMPORTANT?

Criminal thinking domains, such as antisocial cognitions and antisocial attitudes, are frequent targets for change in correctional treatment, and are described in current theories of criminal behavior.² The research on "What Works" to reduce recidivism indicates that antisocial cognition and antisocial attitudes (criminal thinking) are among the top three risk factors as drivers of recidivism. The Texas Christian University (TCU) Criminal Thinking Scales (CTS) 3.0, released in 2022, measures the effect of GEO Reentry's programming on antisocial cognition and attitudes. The results of this report indicate that GEO Reentry's programming reduced criminal thinking patterns as measured by the CTS, and therefore lowers the potential for future recidivism.

SUMMARY OF RESULTS

Research evaluators analyzed the pre- and post-programming CTS scores for 32 individuals with moderate- to high-risk in at least one domain at starting point, who participated in programming at the Lycoming County RSC between January 1, 2024 and December 31, 2024. Participant risk level is determined by the recommended score ranges outlined by research (see table below). The average number of days between the pre- and post-programming assessments was 285 days.

The results indicated in Figure 1 illustrate these participants averaged a 16% reduction (4.1 points) across all five domains. All five domains showed a clinically significant reduction (two points or greater) in criminal thinking patterns.



CTS DOMAINS	DESCRIPTION	RECOMMENDED RISK SCORE RANGES		
		LOW	MEDIUM	HIGH
POWER ORIENTATION	• Reflects the need for power and control • High scores may be associated with an outward display of aggression to control their external environment or others	10-15	16-23	24-50
JUSTIFICATION	• Refers to the tendency to justify one's criminal behavior • High scores reflect a likelihood to make excuses for their crime(s) or blame others for their wrongdoings	10-15	16-23	24-50
INSENSITIVITY TO IMPACT OF CRIME	• Focuses on a lack of understanding or awareness around the effect their crime has on others or society • High scores may be associated with the individual being prone to shrugging off their crime(s), thinking it is not that big of a deal	10-17	18-21	22-50
GRANDIOSITY	• Refers to thoughts and feelings of superiority as compared to others • High scores are associated with a belief that one is above the law or superior to others	10-15	16-23	24-50
RESPONSE DISINHIBITION	• Focuses on the inability to regulate behavior in situations when overwhelmed • High scores reflect behavior that the individual may later regret such as lashing out or becoming aggressive	10-23	24-30	31-50

FOR MORE INFORMATION John Hogan, Area Manager • 570.290.0815 • johogan@geogroup.com