

**AGENCY**  
Mendocino County Probation

**POPULATION**  
Male and female adults on probation

**PROGRAM SUMMARY**  
The Mendocino County programs, located in Ukiah and Willits, provide behavior change programming to help participants return to the community. In partnership with Mendocino County Probation, GEO Reentry Services provides evidence-based programming to ensure participants receive treatment that is aligned with the research on “What Works” to reduce recidivism.  
  
In 2024, the programs focused on community connections, program model fidelity, and increasing programming services to the adult population. By the end of 2024, we saw an increase in participants served at the programs and in-custody. In addition, community provider events were held to establish community connections and obtain participant resources to further support their transition back into the community.  
  
We look forward to serving the County and referred participants in 2025. Our goal is to continue to strengthen partner collaboration with Mendocino County Probation while enhancing services through the development of positive community support and responsive participant programming.  
  
The following reflects the annual (January 1, 2024 – December 31, 2024) program data for the Mendocino County DRC in Ukiah, and the satellite program in Willits, California.

**REFERRALS**  
Below are the number of participant referrals received from the agency during the reporting period by location.  

UKIAH	77
WILLITS	16

**AVERAGE DAILY POPULATION**  
Below is the average number of participants in the program per day by location.  

UKIAH	20
WILLITS	6

**PARTICIPANTS SERVED**  
Below is the number of participants served during the reporting period by location.  

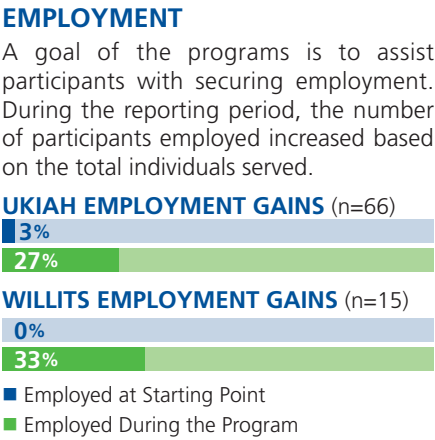
UKIAH	66
WILLITS	15

**PARTICIPANTS SERVED BY CLASSIFICATION**  
Below is the breakdown of the 81 participants served during the reporting period by classification and location.


Participants on Post Release Community Supervision (PRCS)	
51	UKIAH 43
	WILLITS 8
Participants on Formal Probation	
27	UKIAH 20
	WILLITS 7
Participants on Mandatory Supervision (MS)	
3	UKIAH 3
	WILLITS 0

**CRIMINOGENIC NEEDS ASSESSMENT RESULTS**  
There are eight key life areas (known as criminogenic needs) that research links to crime-producing behaviors. The Offender Needs Assessment (ONA) is used to identify participant risk, needs, and level of care. DRC staff help participants create an Individual Success Plan (ISP) that serves as an action-oriented roadmap to develop prosocial thoughts and behaviors. GEO Reentry understands the importance of working closely with each individual to build engagement and motivation. Below are the top three criminogenic needs identified during the reporting period. (n=36)

**TOP CRIMINOGENIC NEEDS**  
1. Behavioral characteristics  
2. Substance abuse  
3. Attitudes, values, and beliefs



**SERVICE ATTENDANCE RATES**  
Participants are required to complete accountability check-ins, with frequency based on the Phase and how well they are doing with their treatment. Staff use interactive Purposeful Intervention Tools along with Motivational Interviewing to ensure participants have a meaningful engagement upon checking into the facility.  
  
Participants meet with their GEO Reentry Case Manager throughout all phases of the program. During Individual Cognitive Behavioral Treatment (ICBT) sessions, the Case Manager may utilize tools such as Carey Guides, Outcome Rating Scales, Sessions Rating Scales, and role-play exercises to further determine participant needs and deliver personalized treatment. Research shows that cognitive behavioral interventions have the most direct impact on recidivism reduction. Staff are trained in delivering a variety of group-based behavioral interventions including Moral Reconnection Therapy® (MRT), Living in Balance (LIB), Cognitive Behavioral Intervention Substance Use Adults (CBI-SUA), and Getting Motivated to Change curricula.  
  
During the reporting period, there was an increase in all Ukiah program attendance areas, including a 7% increase in accountability check-ins, a 24% increase in groups, and an 11% increase in ICBTs from 2023 to 2024. Below is a breakdown of service attendance rates by location, based on those scheduled for the service.



PHASE PROGRESSION

Participants start in Phase 1, and as milestones are achieved they transition to the next phase. With our cognitive-behavioral approach, it is expected that as a participant progresses they demonstrate more prosocial behavior. The limited number of participants that progressed to Phase 3 or Aftercare in 2024 may be attributed to a participant’s length of stay in the program. Some participants are referred later in their sentences and therefore are not required to attend services for the time it may take to complete the program.

NUMBER OF PARTICIPANTS BY PHASE

Below is the breakdown of the average number of participants per day, by phase during the reporting period.

PHASE 1	10 UKIAH 2 WILLITS	PHASE 2	8 UKIAH 3 WILLITS	PHASE 3	1 UKIAH 0 WILLITS	AFTERCARE	1 UKIAH 0 WILLITS
---------	-----------------------	---------	----------------------	---------	----------------------	-----------	----------------------

SUCCESSFUL PHASE PROGRESSIONS

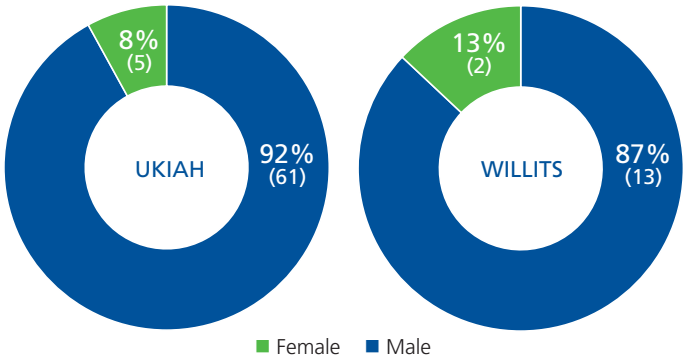
Below is the breakdown of the total 42 successful phase progressions in Ukiah during the reporting period.

PHASE 1	30 UKIAH	PHASE 2	6 UKIAH	PHASE 3	6 UKIAH
---------	----------	---------	---------	---------	---------

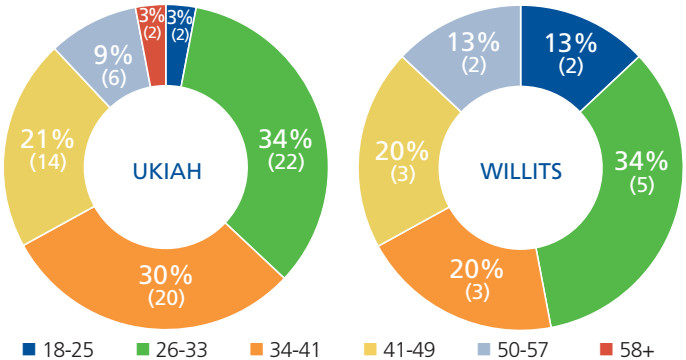
PARTICIPANT DEMOGRAPHICS

Below is the demographic breakdown of the participants during the reporting period by location.

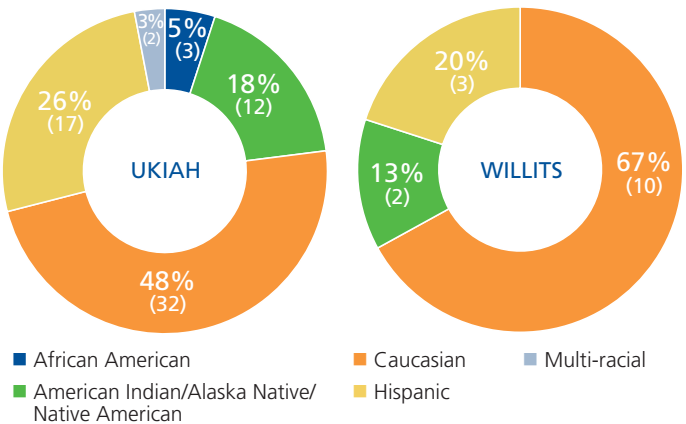
GENDER



AGE AT STARTING POINT

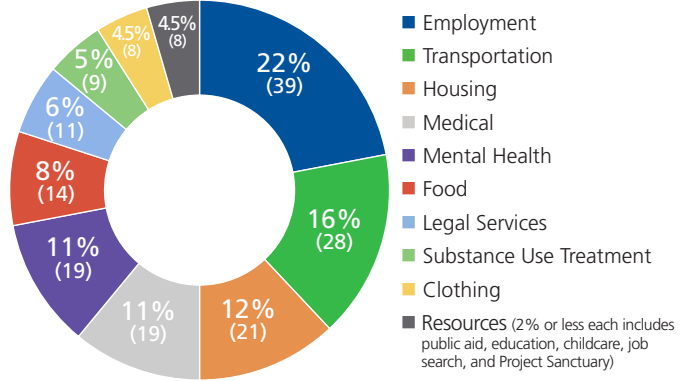


RACE



COMMUNITY RESOURCE REFERRALS

The programs provided 176 valuable resource referrals to assist with participant stabilization in the community. Below is the breakdown by referral type.



PARTICIPANT SURVEY RESULTS

In an effort to enhance the program model, it is essential to gather feedback from the individuals served. Bi-annually, participants are given the opportunity to provide feedback through an anonymous online survey. Below are some of the combined results from the July 2024 participant survey. (n=16)

- What part of the overall DRC program caused the most positive change in your life?**
- “Positive support and variety of life skills”
  - “Learning that I am worthy enough to be successful”
  - “Staff listening and providing logical feedback”
- What are some skills that you have learned in group?**
- “Community connections and sobriety”
  - “Patience, self-control, self-esteem, self-confidence”
  - “Thinking things out before acting on them, and honesty”
  - “Coping skills”
  - “Not giving up, patience, consistency, thinking”
  - “To speak to others with respect, behavior exercises, and just being part of a group”
  - “Anger management and time management”
  - “To control my anger”
  - “To stay calm and think before acting”

DISCHARGE & AVERAGE LENGTH OF PARTICIPATION RESULTS

In 2024, the total number of discharges was 38 for Ukiah and 18 for Willits. Below are the discharge results for the reporting period by location. The average number of participation days was 431 for individuals with a positive completion discharge at Ukiah; 119 days for neutral discharges at Ukiah and 80 days at Willits; and 62 days for non-completion discharges at Ukiah and 80 days at Willits.

UKIAH TOTAL DISCHARGES: 38



WILLITS TOTAL DISCHARGES: 18



- Positive Completion: includes successful and completion discharges
- Neutral: includes agency-ordered terminations, external transfers, and other discharges
- Non-completion: includes absconds, jail termination, and unsuccessful discharges

DISCHARGE & AVERAGE LENGTH OF PARTICIPATION RESULTS BY TYPE

The programs work hard to help each individual be successful. Success looks different for each participant depending on their needs and situation. Each year, the programs try to reduce the number of participants who abscond. The three most common barriers for participants who absconded include lack of housing, no phone, and no transportation.

Below are the discharge results for the reporting period by type and location. The average number of participation days for all discharge types was 207 days in Ukiah and 77 days in Willits.

UKIAH TOTAL DISCHARGES: 38



- Abscond (62 days)
- Agency-Ordered Termination (145 days)
- Completion (395 days)
- Transfer Internal (76 days)
- Transfer External (74 days)
- Successful Completion (502 days)

WILLITS TOTAL DISCHARGES: 18



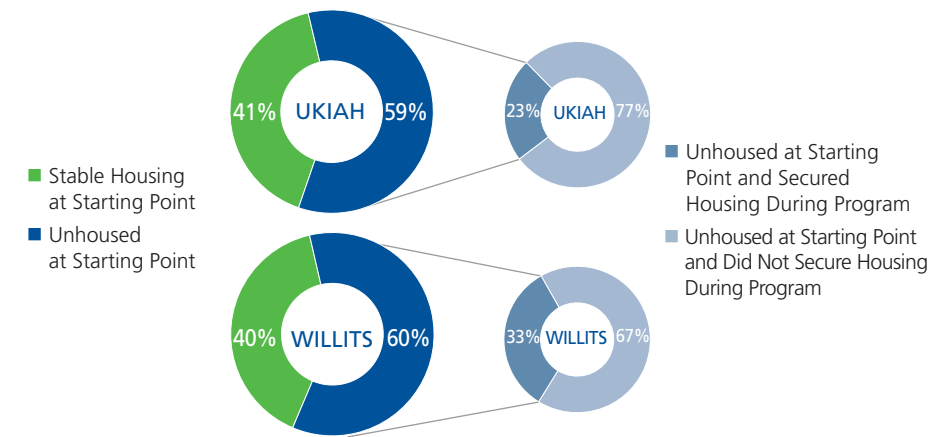
- Abscond (80 days)
- Agency-Ordered Termination (89 days)
- Transfer External (62 days)

HOUSING

In 2025, staff will continue to work on removing barriers to treatment. The programs work with Mendocino County Homeless Continuum of Care to add and track participants in the coordinated entry system, ensuring they get housing as soon as possible. Due to the rurality of the area, public transportation is sometimes not available or a reasonable option. Participants living in the town of Ukiah, where buses run continuously and services are often within walking or biking distance, have a higher probability of having reliable transportation compared to participants living on the outskirts, where bus availability is limited and/or one-way.

During Phase 1, the focus is on meeting the participants’ essential needs, which may include housing. During the reporting period, 39 individuals entered the program at Ukiah unhoused, and 27 individuals started with stable housing. Of the 39, nine gained housing during the program.

During the reporting period, nine individuals entered the program at Willits unhoused, and six individuals started with stable housing. Of the nine, three gained housing during the program.



SOBRIETY

Individuals with addiction or substance use engage in compulsive behaviors and often continue despite harmful consequences. Prevention efforts and addiction treatment are generally as successful as those for other chronic diseases. To assess participant needs, the programs use the American Society of Addiction Medicine (ASAM) criteria to determine the specific level of care.

A variety of interventions targeting substance use, including CBI-SUA, are offered. This primary group intervention is designed to teach participants the tools and strategies for cognitive, social, and emotional health, coping skills development, and relapse prevention planning. Participants also receive additional and personalized substance use dosage through ICBT sessions with the Substance Use Counselor.

DRUG & ALCOHOL TEST RESULTS

Participants are required to test for alcohol and illicit substances. Below is the breakdown of negative and positive test results during the reporting period by location.

UKIAH TOTAL DRUG TESTS: 575



UKIAH TOTAL BREATH ALCOHOL CONTENT (BrAC) TESTS: 2,204



WILLITS TOTAL DRUG TESTS: 114



WILLITS TOTAL BREATH ALCOHOL CONTENT (BrAC) TESTS: 194



- None Detected
- Missed
- Substance(s) Detected

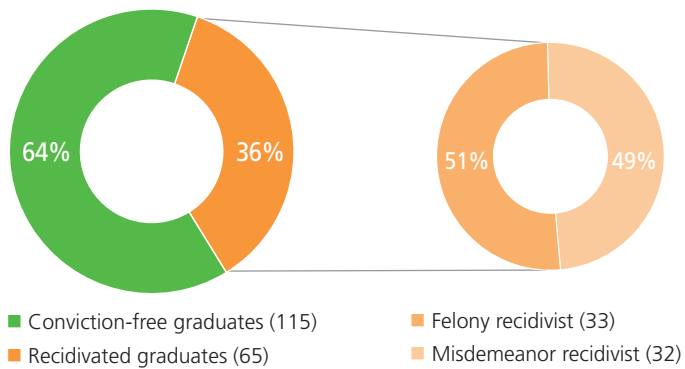
SUBSTANCES DETECTED

Of the participants who tested positive by urine analysis, a total of 291 substances were detected. Below are the results by substance.

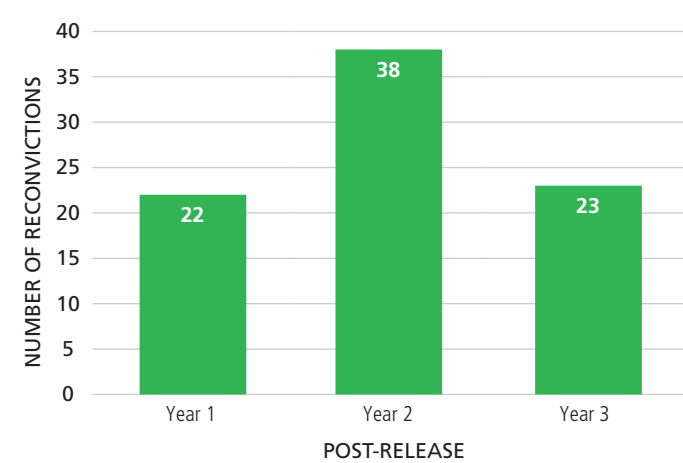
SUBSTANCE	POSITIVE TESTS
Marijuana	54% (157)
Methamphetamine	19% (55)
Amphetamine	18% (51)
Alcohol	3% (8)
Suboxone	2% (6)
Additional Substances	4% (14) (1% or less including creatinine, opiates, ecstasy, cocaine, benzodiazepine)

RECIDIVISM ANALYSIS

A 2024 analysis provided by the Mendocino County Probation Office indicates a 36% recidivism rate for participants who graduated from the program between 2012 and 2023. (n=180)



GRADUATE RECONVICTIONS (n=83)



GRADUATE ARRESTS & CONVICTIONS

Graduate Arrests & Convictions

	2012-2022 Graduates (n=162)	2021 Graduates (3 Years) (n=6)	2022 Graduates (2 Years) (n=4)	2023 Graduates (1 Year) (n=8)	Total (n=180)
Conviction-free	99/61%	5/83%	4/100%	7/87%	115/64%
Recidivated	63/39%	1/17%	0/0%	1/13%	65/36%

Graduate Arrest By Conviction Type

	2012-2022 Graduates (n=63)	2021 Graduates (3 Years) (n=1)	2022 Graduates (2 Years) (n=1)	2023 Graduates (1 Year) (n=0)	Total (n=65)
Felony	33/52%	0/0%	0/0%	0/0%	33/51%
Misdemeanor	30/48%	1/100%	1/100%	0/0%	32/49%

Participant Arrests Pending Disposition

	2012-2022 Graduates	2021 Graduates (3 Years)	2022 Graduates (2 Years)	2023 Graduates (1 Year)	Total
Pending Disposition	3	0	0	1	4

MENDOCINO COUNTY RECIDIVISM DEFINITIONS

- **DRC Recidivism:** An arrest within three years following a DRC participant's completion, resulting in a misdemeanor or felony conviction (14601.1 convictions not included)
- **Recidivist:** Once a participant receives a conviction as defined by the Mendocino County DRC recidivism definition, they are counted once, regardless of how many reconvictions the participant received within those three years
- **Reconviction:** Total number of convictions as defined by the Mendocino County DRC Recidivism definition
- **Pending Disposition:** Case status when a participant is arrested within three years following their DRC completion, but a conviction has not yet been rendered